





















-  k_Bacteria;p_Actinobacteria;c_Actinobacteria;o_Actinomycetales;f_Actinomycetaceae;g_Actinomyces;s_multispecies_spp78_2
-  k_Bacteria;p_Actinobacteria;c_Actinobacteria;o_Actinomycetales;f_Actinomycetaceae;g_Actinomyces;s_multispecies_spp81_2
-  k_Bacteria;p_Actinobacteria;c_Actinobacteria;o_Actinomycetales;f_Actinomycetaceae;g_Actinomyces;s_sp_Oral_Taxon_171
-  k_Bacteria;p_Actinobacteria;c_Actinobacteria;o_Actinomycetales;f_Actinomycetaceae;g_Actinomyces;s_sp_Oral_Taxon_848
-  k_Bacteria;p_Actinobacteria;c_Actinobacteria;o_Actinomycetales;f_Actinomycetaceae;g_Actinomyces;s_sp_oral_taxon_169
-  k_Bacteria;p_Actinobacteria;c_Actinobacteria;o_Actinomycetales;f_Actinomycetaceae;g_Actinomyces;s_sp_oral_taxon_172
-  k_Bacteria;p_Actinobacteria;c_Actinobacteria;o_Actinomycetales;f_Actinomycetaceae;g_Actinomyces;s_sp_oral_taxon_175
-  k_Bacteria;p_Actinobacteria;c_Actinobacteria;o_Actinomycetales;f_Actinomycetaceae;g_Actinomyces;s_sp_oral_taxon_448
-  k_Bacteria;p_Actinobacteria;c_Coriobacteriia;o_Coriobacteriales;f_Atopobiaceae;g_Atopobium;s_parvulum
-  k_Bacteria;p_Bacteroidetes;c_Bacteroidia;o_Bacteroidales;f_Prevotellaceae;g_Prevotella;s_histicola
-  k_Bacteria;p_Firmicutes;c_Bacilli;o_Lactobacillales;f_Streptococcaceae;g_Streptococcus;s_anginosus
-  k_Bacteria;p_Firmicutes;c_Bacilli;o_Lactobacillales;f_Streptococcaceae;g_Streptococcus;s_gordonii
-  k_Bacteria;p_Firmicutes;c_Bacilli;o_Lactobacillales;f_Streptococcaceae;g_Streptococcus;s_mutans
-  k_Bacteria;p_Firmicutes;c_Bacilli;o_Lactobacillales;f_Streptococcaceae;g_Streptococcus;s_tigurinus
-  k_Bacteria;p_Firmicutes;c_Negativicutes;o_Selenomonadales;f_Veillonellaceae;g_Veillonella;s_multispecies_spp73_2
-  k_Bacteria;p_Firmicutes;c_Negativicutes;o_Selenomonadales;f_Veillonellaceae;g_Veillonella;s_parvula
-  k_Bacteria;p_Proteobacteria;c_Alphaproteobacteria;o_Rhizobiales;f_Rhizobiaceae;g_Rhizobium;s_rosettiformans_nov_96.39%
-  k_Bacteria;p_Proteobacteria;c_Betaproteobacteria;o_Burkholderiales;f_Burkholderiaceae;g_Cupriavidus;s_basilensis
-  k_Bacteria;p_Saccharibacteria(TM7);c_TM7_[C-1];o_TM7_[O-1];f_TM7_[F-1];g_TM7_[G-1];s_sp_oral_taxon_347
-  All Other Categories